



A New Adaptive Extended Kalman Filter for a Class of Nonlinear Systems

Iyad Hashlamon

*Department of Mechanical Engineering, Palestine Polytechnic University
Hebron, Palestine, Email: iyad@ppu.edu*

Received January 05 2019; Revised February 16 2019; Accepted for publication March 08 2019.

Corresponding author: Iyad Hashlamon (iyad@ppu.edu)

© 2020 Published by Shahid Chamran University of Ahvaz

& International Research Center for Mathematics & Mechanics of Complex Systems (M&MoCS)

Abstract. This paper proposes a new adaptive extended Kalman filter (AEKF) for a class of nonlinear systems perturbed by noise which is not necessarily additive. The proposed filter is adaptive against the uncertainty in the process and measurement noise covariances. This is accomplished by deriving two recursive updating rules for the noise covariances, these rules are easy to implement and reduce the number of noise parameters that need to be tuned in the extended Kalman filter (EKF). Furthermore, the AEKF updates the noise covariances to enhance filter stability. Most importantly, in the worst case, the AEKF converges to the conventional EKF. The AEKF performance is determined based on the mean square error (MSE) performance measure and the stability is proven. The results illustrate that the proposed AEKF has a dramatic improved performance over the conventional EKF, the estimates are more stable with less noise.

Keywords: Extended Kalman filter, Adaptive extended Kalman filter, Covariance matching, Quaternion.

1. Introduction

The Kalman filtering assumes the availability of the plant dynamic model, the process and the observation noises are white and independent [1]. The extended Kalman filter (EKF) is an extension for the linear Kalman filter and is one of the most famous estimation tools for nonlinear systems. The EKF uses noisy measurements to estimate the states of a dynamic system perturbed by noise [2-11]. However, the estimation process faces a problem related to the noise models. The structure of the EKF is composed of the plant dynamic nonlinear model and the noise stochastic models [12, 13]. The EKF uses the noise statistics to influence the EKF gain that is applied on the filter innovation error and then updates the process information to get the best estimate. Accordingly, the EKF performance, reliability and stability depend on the knowledge of the stochastic models parameters. Further, the EKF performance degrades or may even diverge with uncertain model parameters [14,15]. Therefore, improving the EKF such that it can adapt itself to the uncertainty in the noise statistical parameters and reduce their effects is of significant importance. This explains the interest of the researchers to develop several methods to overcome the noise uncertainty challenge. One method uses the Innovation-based Adaptive Estimation (IAE) method [16]. It assumes that the innovation sequence is white noise. Then, it estimates the process noise covariance matrix and/or the measurement covariance matrix using one of the following techniques: covariance matching, correlation and maximum likelihood techniques [17-25]. However, each of these techniques has its drawbacks, the first two techniques require large window of data which makes them impractical. The correlation technique has biased estimated covariances [26]. Maximum likelihood technique requires heavy computations and they can be implemented off-line. Another method is model based method called Multiple Model Adaptive Estimation (MMAE). It assumes the availability of the correct model among bank of different models. Then the probability of each model is computed using the measurements. At the end, the output of the highest probability model is considered [27]. However, it is hard to have the correct model for the uncertain dynamic systems [28]. An optimization-based Adaptive

Estimation (OAE) [29] is developed to handle the model uncertainty based on past data. Scaling the error state covariance matrix by a factor is reported too [18,30]. The factor calculation is either empirical or based on the filter innovations.

The main contribution of this paper is to obtain an AEKF in order to overcome the above mentioned drawbacks by adopting the recursive estimation approach. The author applied the idea of adaptive Kalman filter for linear systems [31] to nonlinear systems with a non-additive noise. By definition of recursive estimation and update, the AEKF will be able to adapt itself to the biased initial covariances, to increase the estimation accuracy, and to enhance the filter stability. In this paper, two recursive updating rules for the noise covariances are obtained. These rules are easy to implement and initialize. Each rule has a correction covariance error term calculated at each sample time by utilizing the advantage of the availability of the most recent measurements and innovations along with the available information about the state covariance error. The filter stability is proven.

The rest of the paper is organized as follows: section 2 introduces the conventional EKF and defines the problem. The adaptive EKF is derived in section 3. Section 4 explores the stability proof. The numerical example is presented in section 5 and the paper is concluded in section 6.

2. Conventional EKF and Problem Definition

Consider the discrete-time nonlinear state space model

$$\begin{aligned} x_k &= f(x_{k-1}, u_{k-1}) + \Gamma(x_{k-1})v_{k-1}, \\ y_k &= Hx_k + v_k \end{aligned} \quad (1)$$

where $x \in \mathbb{R}^n$ is the state vector, $y \in \mathbb{R}^d$ is the measurement vector, u is the system input, k is the time index. $v_{k-1} \in \mathbb{R}^m$ and $v_k \in \mathbb{R}^d$ are the Gaussian process and measurement noises respectively. H is the output matrix. $\Gamma \in \mathbb{R}^{n \times m}$ maps the noise to the states space. The state estimation is carried out under the following assumptions:

Assumption 1: The process and measurement noises are assumed to be independent and mutually uncorrelated with the given expectations $E(v_k) = E(v_k) = E(v v^T) = 0$ and covariances $Q = E(v v^T)$ and $R = E(v v^T)$, where $E(\cdot)$ stands for the expectation of (\cdot) .

Assumption 2: The inputs are considered to be piecewise constant over the sampling time interval T , i.e. $u(t) = u_{k-1}$, $t_{k-1} \leq t < t_k = t_{k-1} + T$, and the process and measurements have the same sampling time.

Assumption 3: The noise covariances are considered to be constant. Then for the given system in Eq. (1), the conventional EKF algorithm is composed of the prediction step

$$\hat{x}_k^- = f(\hat{x}_{k-1}, u_{k-1}), \quad (2)$$

$$P_k^- = A_{k-1} P_{k-1} A_{k-1}^T + \Gamma_{k-1} Q_{k-1} \Gamma_{k-1}^T, \quad (3)$$

and the measurement update step

$$S_k = H_k P_k^- H_k^T + R_k, \quad (4)$$

$$K_k = P_k^- H_k^T S_k^{-1}, \quad (5)$$

$$e_k = z_k - H \hat{x}_k^-, \quad (6)$$

$$\hat{x}_k = \hat{x}_k^- + K_k e_k, \quad (7)$$

$$P_k = (I - K_k H_k) P_k^-, \quad (8)$$

where $A_{k-1} = \frac{\partial f}{\partial x} \Big|_{\hat{x}_{k-1}, u_{k-1}}$.

In Eqs. (2)-(8) the following notation is employed. $(\cdot)^-$ and (\cdot) stand for the prior and posterior estimates, respectively.

K is the Kalman gain, I is the identity matrix and P is the estimation error covariance matrix, is the estimated state and z is the measurement vector with the same dimension as y .

Remark:

Kalman gain in (5) can be rewritten as $K_k = P_k H_k^T R_k^{-1}$.

The noise covariances have significant importance on the estimation performance. Very small values or large values of Q with respect to the true value will result in a biased estimated \hat{x} or an oscillated estimated \hat{x} respectively [29]. Further,

remembering that the EKF performance degrades or may even diverge with uncertain model parameters [14,15]. Therefore, it is required to develop AEKF to overcome the uncertainty in the noise covariances.

3. Adaptive EKF

The values of Q and R have an important effect on the EKF performance. Too small or large values of these covariances with respect to the true value results in estimation degradation. Here two recursive updating rules R_1 and R_2 are developed to update both Q and R to form the AEKF. The AEKF are able to adapt itself to the noise covariance uncertainty in order to achieve better performance.

For the given system in Eq. (1), consider that the assumptions 1 to 3 hold. Then for a given initial value matrices R_0 , Q_0 and selected positive constants N_R and N_Q , there are noise covariance errors ΔQ and ΔR to update the observation and the process covariance matrices recursively as in (13) and (18) respectively. The AEKF is the same conventional filter with the following rules.

$$\text{Initial values } \bar{\omega}_0, \bar{e}_0, \hat{x}_0, P_0 > 0, Q_0 > 0, R_0 > 0 \tag{9}$$

$$\alpha_2 = \frac{N_R - 1}{N_R} \tag{10}$$

$$\bar{e}_k = \alpha_2 \bar{e}_{k-1} + \frac{1}{N_R} e_k \tag{11}$$

$$\Delta R_k = \frac{1}{N_R - 1} (e_k - \bar{e}_k)(e_k - \bar{e}_k)^T - \frac{1}{N_R} H_k P_k^- H_k^T \tag{12}$$

$$R_k = \text{diag}(\alpha_2 R_{k-1} + \Delta R_k) \tag{13}$$

$$\alpha_1 = \frac{N_Q - 1}{N_Q} \tag{14}$$

$$\hat{\omega}_k = \hat{x}_k - \hat{x}_k^-, \tag{15}$$

$$\bar{\omega}_k = \alpha_1 \bar{\omega}_{k-1} + \frac{1}{N_Q} \hat{\omega}_k \tag{16}$$

$$\Delta Q_k = \left(\frac{1}{N_Q - 1} \Gamma_{k-1}^\dagger (\hat{\omega}_k - \bar{\omega}_k)(\hat{\omega}_k - \bar{\omega}_k)^T \Gamma_{k-1}^{\dagger T} + \frac{1}{N_Q} \left((\Gamma_{k-1}^\dagger P_k^- \Gamma_{k-1}^{\dagger T})_N - (\Gamma_{k-1}^\dagger A P_{k-1}^- A^T \Gamma_{k-1}^{\dagger T})_N \right) \right) \tag{17}$$

$$Q_k = \text{diag}(\alpha_1 Q_{k-1} + \Delta Q_k) \tag{18}$$

Remarks:

- The AEKF converges to the conventional EKF if the selected values of N_R and $N_Q \rightarrow \infty$.
- The update rules keep the noise covariance matrices Q and R positive definite for all k .

3.1. The process noise covariance matrix proof

For this proof, we need to know the true value of the states which is not the case. Therefore, the approach of the best known states is acquired. The predicted state error covariance matrix P^- is

$$P_k^- = A P_{k-1}^- A^T + \Gamma_{k-1} Q_{k-1} \Gamma_{k-1}^T, \tag{19}$$

where Q is the assumed value of the process covariance and considered to be constant. Assume that there is uncertainty in Q and it is called ΔQ , then Eq. (19) can be written as

$$\Gamma_{k-1}^\dagger P_k^- \Gamma_{k-1}^{\dagger T} = \Gamma_{k-1}^\dagger A P_{k-1}^- A^T \Gamma_{k-1}^{\dagger T} + Q - \Delta Q \tag{20}$$

where $()^\dagger$ is the pseudo inverse. ΔQ requires the true values of the states which are not known, however, we can use an estimate as

$$\hat{\omega} = \hat{x} - \hat{x}^- \tag{21}$$



For a recorded number N_Q of measurements of the estimated states, the mean and sample covariance respectively are:

$$\bar{\omega} = \frac{1}{N_Q} \sum_{i=1}^{N_Q} \hat{\omega}_i \tag{22}$$

$$\Delta Q = \frac{1}{N_Q - 1} \sum_{i=1}^{N_Q} (\hat{\omega}_i - \bar{\omega})(\hat{\omega}_i - \bar{\omega})^T \tag{23}$$

Taking the mean of Eq. (20) with Eq. (23) and after mathematical manipulation, we can obtain

$$Q = \frac{1}{N_Q} \left(\sum_{i=1}^{N_Q} \left((\Gamma_{k-1}^\dagger P_k^- \Gamma_{k-1}^{\dagger T}) - (\Gamma_{k-1}^\dagger A P_{k-1} A^T \Gamma_{k-1}^{\dagger T}) \right) \right) + \frac{1}{N_Q - 1} \sum_{i=1}^{N_Q} \Gamma_{k-1}^\dagger (\hat{\omega}_i - \bar{\omega})(\hat{\omega}_i - \bar{\omega})^T \Gamma_{k-1}^{\dagger T} \tag{24}$$

Since they are renewed each time, then the covariance has a strong relation with the previous covariance. To find it, the samples are divided into a group of all samples from $i = k - N_Q$ up to $i = k - 1$ and a second group contains only the most recent sample arrived at the time instant k . Then after some mathematical manipulation, with large N_Q to approximate the sample covariance of the first group with $N_Q / (N_Q - 1)^2 \times \sum_{i=k-N_Q}^{k-1} (\hat{\omega}_i - \bar{\omega})(\hat{\omega}_i - \bar{\omega})^T$, Eq. (24) can be expanded as

$$Q_k = \frac{N_Q - 1}{N_Q} Q_{k-1} + \Delta Q_k, \tag{25}$$

where

$$Q_{k-1} \approx \frac{1}{N_Q - 2} \sum_{i=k-N_Q}^{k-1} \Gamma_{k-1}^\dagger (\hat{\omega}_i - \bar{\omega})(\hat{\omega}_i - \bar{\omega})^T \Gamma_{k-1}^{\dagger T} + \left(\frac{1}{N_Q - 1} \sum_{i=k-N_Q}^{k-1} \left((\Gamma_{k-1}^\dagger P_k^- \Gamma_{k-1}^{\dagger T}) - (\Gamma_{k-1}^\dagger A P_{k-1} A^T \Gamma_{k-1}^{\dagger T}) \right) \right), \tag{26}$$

and

$$\Delta Q_k = \frac{1}{N_Q - 1} \Gamma_{k-1}^\dagger (\hat{\omega}_k - \bar{\omega}_k)(\hat{\omega}_k - \bar{\omega}_k)^T \Gamma_{k-1}^{\dagger T} + \frac{1}{N_Q} \left((\Gamma_{k-1}^\dagger P_k^- \Gamma_{k-1}^{\dagger T}) - (\Gamma_{k-1}^\dagger A P_{k-1} A^T \Gamma_{k-1}^{\dagger T}) \right). \tag{27}$$

The same method is used to compute $\bar{\omega}_k$ as

$$\bar{\omega}_k = \frac{1}{N_Q} \sum_{i=k-N_Q}^k \hat{\omega}_i = \frac{1}{N_Q} \sum_{i=k-N_Q}^{k-1} \hat{\omega}_i + \frac{1}{N_Q} \hat{\omega}_k, \tag{28}$$

this yields

$$\bar{\omega}_k = \frac{N_Q - 1}{N_Q} \bar{\omega}_{k-1} + \frac{1}{N_Q} \hat{\omega}_k. \square \tag{29}$$

3.2. The observation covariance matrix proof

Using the same approximation and starting from the innovation error Eq. (6) and the covariance Eq. (4), it will end up with Eq. (12).

4. Stability Enhancement Proof

The exponential behavior of the observer

$$\hat{x}_k^- = f(\hat{x}_{k-1}, u_{k-1}) \tag{30}$$

$$\hat{x}_k = \hat{x}_k^- + K_k H(x_k - \hat{x}_k^-) \tag{31}$$

is determined based on the exponential convergence of the dynamic error $\varepsilon_k = x_k - \hat{x}_k$ between the true state x and the estimated state \hat{x} . Therefore, to analyze the exponential behavior, we first write the Taylor expansion for the observer and the given continuous system as with high order terms \mathcal{G}_1 and \mathcal{G}_2 as,



$$\hat{x}_k^- = f(\hat{x}_{k-1}, u_{k-1}) = A_{k-1} \hat{x}_{k-1} + \mathcal{G}_1(\hat{x}_{k-1}, u_{k-1}) \tag{32}$$

$$x_k = f(x_{k-1}, u_{k-1}) = A_{k-1} x_{k-1} + \mathcal{G}_2(x_{k-1}, u_{k-1}) \tag{33}$$

Then after mathematical manipulation, this error ε can be expressed as

$$\varepsilon_k = (A_{k-1} - K_k H A_{k-1}) \varepsilon_{k-1} + \varphi_k, \tag{34}$$

where

$$\varphi_k = (I - K_k H) (\mathcal{G}_2(x_{k-1}, u_{k-1}) - \mathcal{G}_1(\hat{x}_{k-1}, u_{k-1})). \tag{35}$$

The exponential stability is proven here based on Lyapunov function theory and follows the approach as in [32, 33]. The following definitions and lemmas are employed for the sake of completeness and proof.

Definition 1: The origin of the difference Eq. (34) is exponentially stable equilibrium point if there is a continuous differentiable positive definite function $V(\varepsilon_k)$ such that [34]:

$$\begin{aligned} c_1 \|\varepsilon_k\|^2 &\leq V(\varepsilon_k) \leq c_2 \|\varepsilon_k\|^2, \\ \Delta V(\varepsilon_k) &\leq -c_3 \|\varepsilon_k\|^2 \end{aligned} \tag{36}$$

for positive constants c_1, c_2 and c_3 with ΔV as the rate of change of V and defined by

$$\Delta V = V(\varepsilon_k) - V(\varepsilon_{k-1}). \tag{37}$$

For sake of completeness, the exponential stability for discrete time systems is defined by the inequality $\|\varepsilon_k\| \leq \beta \|\varepsilon_0\| \Upsilon^k$ for all $k \geq 0$ with $\beta > 0$ and $0 < \Upsilon < 1$.

Satisfying the exponential stability for the origin of Eq. (34) implies that the observer in Eq. (31) is an exponential observer

Definition 2: if A and $(\Gamma Q \Gamma^T)$ are invertible matrices, and for the positive definite matrices P_k^- and P_k , then

$$P_k^{-1} \leq (I - K_k H)^{-T} A^{-T} \times \left(P_{k-1}^{-1} - P_{k-1}^{-1} \left(P_{k-1}^{-1} + A^T (\Gamma_{k-1} Q_{k-1} \Gamma_{k-1}^T)^{-1} A \right)^{-1} P_{k-1}^{-1} \right) \times A^{-1} (I - K_k H)^{-1} \tag{38}$$

Proof: rewriting Eq. (8) as in [12]:

$$P_k = (I - K_k H) P_k^- (I - K_k H)^T + K_k R_k K_k^T, \tag{39}$$

then we have

$$P_k \geq (I - K_k H) P_k^- (I - K_k H)^T. \tag{40}$$

Inverting Eq. (40) results in

$$P_k^{-1} \leq (I - K_k H)^{-T} (P_k^-)^{-1} (I - K_k H)^{-1}, \tag{41}$$

The expression of $(P_k^-)^{-1}$ is obtained by rearranging Eq. (3) as

$$P_k^- = A (P_{k-1} + A^{-1} \Gamma_{k-1} Q_{k-1} \Gamma_{k-1}^T A^{-T}) A^T, \tag{42}$$

and inverting Eq. (42) yields to

$$(P_k^-)^{-1} = A^{-T} \left(P_{k-1}^{-1} - P_{k-1}^{-1} \times \left(P_{k-1}^{-1} + A^T (\Gamma_{k-1} Q_{k-1} \Gamma_{k-1}^T)^{-1} A \right)^{-1} P_{k-1}^{-1} \right) A^{-1}. \tag{43}$$

As a result from Eq. (43), Eq. (41) is expressed by

$$P_k^{-1} \leq (I - K_k H)^{-T} A^{-T} \times \left(P_{k-1}^{-1} - P_{k-1}^{-1} \left(P_{k-1}^{-1} + A^T (\Gamma_{k-1} Q_{k-1} \Gamma_{k-1}^T)^{-1} A \right)^{-1} P_{k-1}^{-1} \right) \times A^{-1} (I - K_k H)^{-1}, \tag{44}$$

which completes the proof \square .

Lemma 1: Consider the real and bounded system states x_k , then the terms $\mathcal{G}_1, \mathcal{G}_2$ and the positive real numbers $\kappa_g, \sigma_g, \sigma, a > 0$ exist such that $\|A\| \leq a$ holds and

$$\|\mathcal{G}_2(x, u) - \mathcal{G}_1(\hat{x}, u)\| \leq \kappa_g \|x - \hat{x}\|^2, \tag{45}$$

holds for $\|x - \hat{x}\| \leq \sigma_g < \frac{1}{2}\sigma$.

The stability Theorem: the given system in Eq. (30) with the proposed AEKF is exponentially stable if the following assumptions hold

A1) there are positive real numbers $a, \underline{p}, \bar{p}, \kappa_g, \sigma_g, \sigma > 0$ such that $\underline{p}I \leq P_{k-1} \leq \bar{p}I$ and $\|A\| \leq a$ for every time instant k .

Further the inequality Eq. (45) holds for $\|x - \hat{x}\| \leq \sigma_g < \frac{1}{2}\sigma$.

A2) the matrices Q and R are positive definite due to the updating rules for all k . The minimum eigenvalues of $\Gamma Q \Gamma^T$ is $\underline{q} > 0$.

A3) the matrix A_{k-1} is nonsingular.

Proof: the proof follows the approach as in [32]. Consider the positive definite Lyapunov function

$$V(\varepsilon_{k-1}) = \varepsilon_{k-1}^T P_{k-1}^{-1} \varepsilon_{k-1}, \tag{46}$$

with $V(0) = 0$, Eq. (46) and A_1 imply that

$$\frac{1}{\bar{p}} \|\varepsilon_{k-1}\|^2 \leq V(\varepsilon_{k-1}) \leq \frac{1}{\underline{p}} \|\varepsilon_{k-1}\|^2. \tag{47}$$

Then for $V(\varepsilon_k)$ we obtain

$$V(\varepsilon_k) = \varepsilon_k^T P_k^{-1} \varepsilon_k. \tag{48}$$

Substituting Eq. (34) into Eq. (48) we get

$$V(\varepsilon_k) = \left((A_{k-1} - K_k H A_{k-1}) \varepsilon_{k-1} + \varphi_k \right)^T \times P_k^{-1} \left((A_{k-1} - K_k H A_{k-1}) \varepsilon_{k-1} + \varphi_k \right) \tag{49}$$

The assumption A_1 implies that P_k^{-1} is nonsingular along with A_2 and A_3 fulfill the requirement of Definition 2, then by using Eq. (38) together with Eq. (49) yield

$$V(\varepsilon_k) \leq (\varepsilon_{k-1})^T \times \left(\left(P_{k-1}^{-1} - P_{k-1}^{-1} \left(P_{k-1}^{-1} + A^T (\Gamma_{k-1} Q_{k-1} \Gamma_{k-1}^T)^{-1} A \right)^{-1} P_{k-1}^{-1} \right) \right) \varepsilon_{k-1} + \left((A_{k-1} - K_k H A_{k-1}) \varepsilon_{k-1} \right)^T P_k^{-1} \varphi_k + (\varphi_k)^T P_k^{-1} (A_{k-1} - K_k H A_{k-1}) \varepsilon_{k-1} + (\varphi_k)^T P_k^{-1} \varphi_k \tag{50}$$

Now applying Lemma 1 along with A_1 on Eq. (50) we get

$$\Delta V \leq - \frac{1}{\bar{p}^2 \left(\frac{1}{\underline{p}} + \frac{a^2}{\underline{q}} \right)} \|\varepsilon_{k-1}\|^2 + 2 \frac{\kappa_g}{a} \|\varepsilon_{k-1}\|^2 \left(\frac{1}{\bar{p}} - \frac{1}{\bar{p}^2 \left(\frac{1}{\underline{p}} + \frac{a^2}{\underline{q}} \right)} \right) \|\varepsilon_{k-1}\| + \kappa_g^2 \|\varepsilon_{k-1}\|^2 \left(\frac{1}{\bar{p}} - \frac{1}{\bar{p}^2 \left(\frac{1}{\underline{p}} + \frac{a^2}{\underline{q}} \right)} \right) \frac{1}{a^2} \sigma_g \|\varepsilon_{k-1}\|, \tag{51}$$

with $\|x - \hat{x}\| \leq \sigma_g$. Let $\Delta = \left(\bar{p}^2 \left(\frac{1}{\underline{p}} + \frac{a^2}{\underline{q}} \right) \right)^{-1}$, note that $0 < \Delta < 1/\bar{p}$, and define η by

$$\eta = 2 \frac{\kappa_g}{a} \left(\frac{1}{\bar{p}} - \frac{1}{\bar{p}^2 \left(\frac{1}{\underline{p}} + \frac{a^2}{\underline{q}} \right)} \right) + \kappa_g^2 \left(\frac{1}{\bar{p}} - \frac{1}{\bar{p}^2 \left(\frac{1}{\underline{p}} + \frac{a^2}{\underline{q}} \right)} \right) \frac{1}{a^2} \sigma_g \tag{52}$$

where $\eta > 0$, then Eq. (51) can be reduced to

$$\Delta V \leq -\eta \left(\frac{\Delta}{\eta} - \|\varepsilon_{k-1}\| \right) \|\varepsilon_{k-1}\|^2, \tag{53}$$

which holds for $\|x - \hat{x}\| \leq \sigma_j < \sigma/2$. Let $\sigma = \Delta/\eta$, it follows that

$$\Delta V \leq -\frac{\Delta}{2} \|\varepsilon_{k-1}\|^2, \tag{54}$$

holds for $\|\varepsilon_{k-1}\| \leq \sigma_g$. \square

which satisfies Eq. (36), and thus the origin of Eq. (34) is exponentially stable. In terms of states and performance, using Eq. (51) and Eq. (47) we can write

$$V(\varepsilon_k) \leq \left(\left(1 - \frac{\Delta}{2} \underline{p} \right) \right)^k V(\varepsilon_0), \tag{55}$$

and then,

$$\|\varepsilon_k\| \leq \sqrt{\frac{\bar{p}}{\underline{p}}} \left(\sqrt{1 - \frac{\Delta}{2} \underline{p}} \right)^k \|\varepsilon_0\|, k \geq 0 \tag{56}$$

Recalling definition 1, we have

$$\beta = \sqrt{\frac{\bar{p}}{\underline{p}}} > 0, \tag{57}$$

and

$$\gamma = \sqrt{1 - \frac{\Delta}{2} \underline{p}}, 0 < \gamma < 1. \square \tag{58}$$

5. Numerical Example

The performances of the proposed AEKF is shown using the nonlinear function which uses the quaternion representation.

5.1. Model derivation

The quaternion vector has an important role in representing rotations of a rigid body with respect to a reference frame [35]. The quaternion time derivative forms a nonlinear dynamical model. However, this model has bias and contaminated noise. Therefore, the quaternion estimation is generally based on the EKF theory [36 to 40]. The quaternion vector \mathbf{q} consists of four elements as $\mathbf{q} = [q_0 \ q_1 \ q_2 \ q_3]^T \in \mathbb{R}^4$. These elements are divided into two parts, scalar part $q_0 \in \mathbb{R}$ and vector part $\vec{n} \equiv [q_1 \ q_2 \ q_3] \in \mathbb{R}^3$. The normalized vector \mathbf{q} is generally used with the readings of the gyroscope due to the direct relation between the quaternion time derivative $\dot{\mathbf{q}}$ and the gyro-meter angular velocity $\Omega \in \mathbb{R}^3$ as

$$\dot{\mathbf{q}} = \mathbf{q} \otimes \Omega \tag{59}$$

where \otimes is the quaternion multiplication.

Equation (59) is nonlinear and the gyro-meter angular velocity has bias $\mathbf{b} \in \mathbb{R}^3$ and contaminated white zero mean noise $\mathbf{v} \in \mathbb{R}^3$ [41] as stated in,

$$\Omega = \omega + \mathbf{b} + \mathbf{v} \tag{60}$$

where $\omega \in \mathbb{R}^3$ is the true angular velocity without bias or noise. The bias is modeled as an integrated white noise $\mathbf{v}_b \in \mathbb{R}^3$ as

$$\mathbf{b}_k = \mathbf{b}_{k-1} + \mathbf{v}_{b,k-1} \tag{61}$$

Due to the bias and noise, the quaternion is estimated by employing the EKF. Defining the state vector as



$x_k \equiv [\mathbf{q}_k^T \ \mathbf{b}_k^T]^T$, and taking the discrete form of Eq. (59) along with Eq. (60) and Eq. (61), then the model Eq. (1) is obtained with

$$f(x_{k-1}, u_{k-1}) \equiv \begin{bmatrix} \left(I_4 + \frac{1}{2} TU(\boldsymbol{\Omega}_{k-1} - \mathbf{b}_{k-1}) \right) \mathbf{q}_{k-1} \\ \mathbf{b}_{k-1} \end{bmatrix} \tag{62}$$

$$u_{k-1} \equiv \begin{bmatrix} \mathbf{v}_{k-1} \\ \mathbf{v}_{b,k-1} \end{bmatrix} \tag{63}$$

where

$$U(\chi) = \begin{bmatrix} 0 & -\chi_x & -\chi_y & -\chi_z \\ \chi_x & 0 & \chi_z & -\chi_y \\ \chi_y & -\chi_z & 0 & \chi_x \\ \chi_z & \chi_y & -\chi_x & 0 \end{bmatrix} \tag{64}$$

$$\Gamma_{k-1} = \begin{bmatrix} -\frac{1}{2} T \bar{U}(\mathbf{q}_{k-1}) & \mathbf{0}_{4 \times 3} \\ \mathbf{0}_{3 \times 3} & I_3 \end{bmatrix} \tag{65}$$

$$\bar{U}(\chi) = \begin{bmatrix} -\chi_1 & -\chi_2 & -\chi_3 \\ \chi_0 & -\chi_3 & \chi_2 \\ \chi_3 & \chi_0 & -\chi_1 \\ -\chi_2 & \chi_1 & \chi_0 \end{bmatrix} \tag{66}$$

and I_n is $n \times n$ identity matrix.

This model is used to study the performance of both the EKF and the proposed AEKF. The output of the EKF and the AEKF is \mathbf{q} . The quaternion normalization constraint is not preserved by the EKF [42]. To overcome this problem, normalization is applied on the post-estimated quaternion to maintain its unity norm out of the structure of the EKF [38]. More structural methods were used by enforcing constraints in Kalman filtering [43-46]. Here the quaternion normalization is done as in [47].

5.2. Simulation environment and parameters

The simulation platform is MATLAB, both the EKF and the AEKF are tested and compared. The bias and process noises with the covariance Q_{true} are added to the angular velocity measured from the gyro-meter, this forms Ω which is the input u for Eq. (1) and Eq. (2). The measurement noise with covariance R_{true} is added to the measured quaternion to form the measurement vector z in Eq. (6). The Gaussian noise is generated by the MATLAB simulink Gaussian noise generator. Both filters have the same initial values x_0 and P_0 . The model equations (62)-(66) are used. The true bias values are chosen to be time t dependent as in Eq. (67).

$$\mathbf{b} = \begin{cases} [0.5 \ 0.1 \ 0]^T & t \leq 3 \\ [1 \ 2 \ 1]^T & 8 < t \leq 20 \\ [0 \ 0 \ 2]^T & else \end{cases} \tag{67}$$

The simulation parameters, initializations and the corresponding numbers of N_Q and N_R are listed in Table 1. Note that the values of N_Q and N_R are different from each other since they don't have to be the same in practice. This enhance more flexibility to the rules, the values of N_Q and N_R are user defined based on the system noise characteristics. Without loss of generality, for a noisy system, select big N_Q and N_R . In the same context, small values of N_Q and N_R are for less noisy systems. In this simulation, since the true observation noise is much smaller than the process noise, the value of N_R is selected to be much smaller than N_Q as tabulated in Table 1. The following notations are employed: Q_{small} and Q_{big} indicate that the considered process covariance noise in EKF is either smaller or larger than the true process covariance noise Q_{True} respectively. The same definition goes for R_{small} and R_{big} . The notations $Q_{initial}$ and $R_{initial}$ refer to the

initial values of the covariances used in the AEKF. I_n is an $n \times n$ identity matrix.

Table 1. Initialization and simulation parameters

Parameter	Value
T	0.01 sec
R_{true}	$10^{-6} I_4$
Q_{true}	$10^{-1} I_6$
P_0	$10 I_7$
\mathbf{q}_0	$[0.5 \ 0.5 \ 0.5 \ 0.5]^T$
\mathbf{b}_0	$[0 \ 0 \ 0]^T$
N_R	10^4
N_Q	3×10^5
$\bar{\omega}_0$	$\mathbf{0}_{7 \times 1}$
\bar{e}_0	$\mathbf{0}_{4 \times 1}$
R_{small}	$10^{-10} I_4$
R_{big}	$10^{-2} I_4$
Q_{small}	$10^{-2} I_6$
Q_{big}	I_6

5.3. Results and discussions

Noise covariances have several scenarios, among them is that the used noise covariances are smaller or larger than the true covariances. For example, the values Q_{small} , R_{small} , Q_{big} and R_{big} in Table 1 are used with the EKF, the estimation performance is shown in Fig. 1. The performance show that the AEKF estimation has less noise than the EKF as clear in Fig. 1 (a,b) for the first bias element b_1 , even the noise is decreasing with time as in Fig. 1(b). Fig. 1 (c,d) shows the MSE for the bias b_2 and b_3 , respectively. The MSE for EKF with the values Q_{small} , R_{small} is much larger than it for AEKF under the same conditions, i.e. the initial values of the AEKF covariances are the values Q_{small} , R_{small} . For Q_{big} and R_{big} , at the beginning both filters are almost the same. However, the AEKF MSE decreases with time more than the EKF MSE. Moreover, whether the initial covariances are small or big they converge to the same result unlike the EKF. So we can claim that the AEKF adapts itself to biased initializations and has better performances than the EKF. Further, this AEKF is recursive and requires only the previous step data and thus overcomes the large window of data for other methods. And since the proposed AEKF adopts the recursively idea of the traditional EKF, it doesn't make any iterations inside the filter algorithm. Therefore it doesn't require heavy computations and can be implemented online the same as the online EKF.

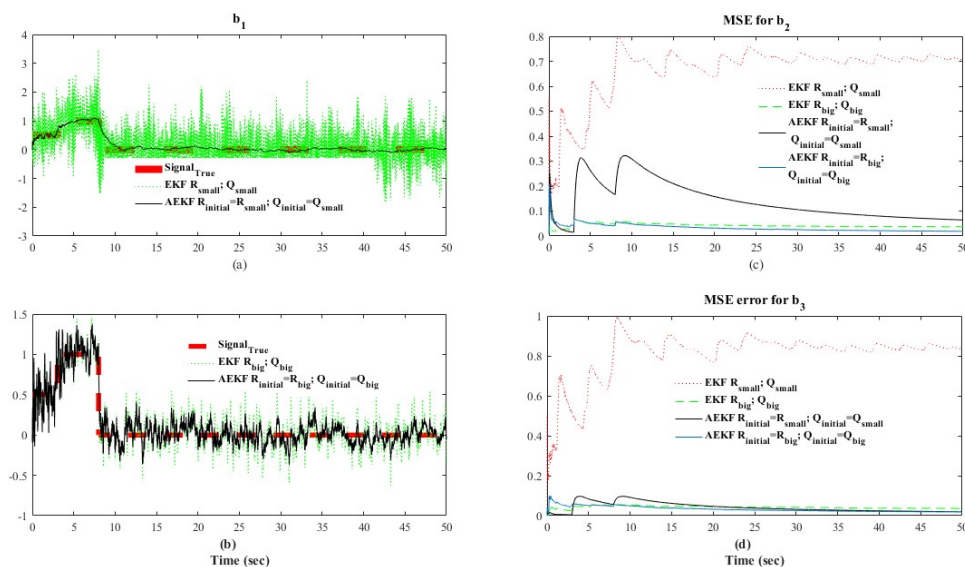


Fig. 1. (a) The estimated bias b_1 with filters and covariance's as in the legend, (b) the estimated bias b_1 with filters and covariance's as in the legend (c) the MSE for b_2 estimation with filters and covariance's as in the legend, (d) the MSE for b_3 estimation with filters and covariance's as in the legend.

Another scenario is when one of the covariances is small while the other one is big. For this case, the estimation error is shown in Fig. 2 with Q_{small} and R_{big} . As clear the AEKF is still much better than the EKF. Furthermore, some values for the covariances may slow down the filter response or even cause divergence, for the selected values of $Q = 10^{-12}$ and $R = 10^{-2}$, the estimated bias using the EKF diverges as depicted in Fig. 3. However this problem is solved in the AEKF which keeps the stability of the filter and forces it to converge. This is because the AEKF gain is changing based on the estimation performance. This is clear since it depends on both the innovation error e and the state error $\hat{\omega}$ respectively. In terms of the states, when $q \rightarrow 0$ then $\gamma \rightarrow 1$ which decreases the convergence speed as in Eq. (58). This case is avoided in the AEKF, when the error increases, the value of q increases too. As a result the value of γ decreases and hence the convergence speed increases as in Eq. (58). Thus we can claim that the proposed AEKF has better stability and convergence performances than the EKF.

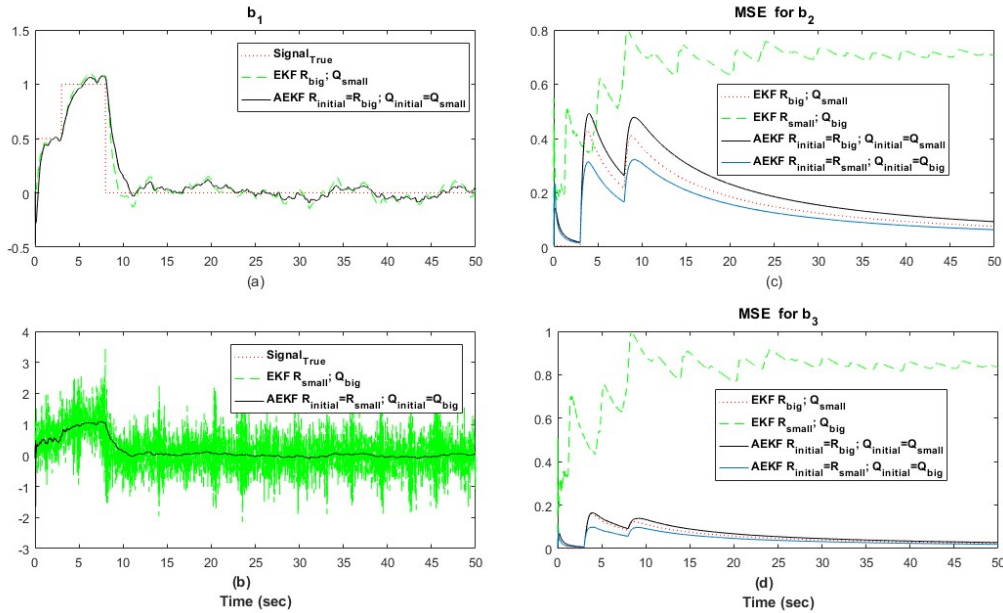


Fig. 2. (a) The estimated bias b_1 with filters and covariance's as in the legend, (b) the estimated bias b_1 with filters and covariance's as in the legend (c) the MSE for b_2 estimation with filters and covariance's as in the legend, (d) the MSE for b_3 estimation with filters and covariance's as in the legend

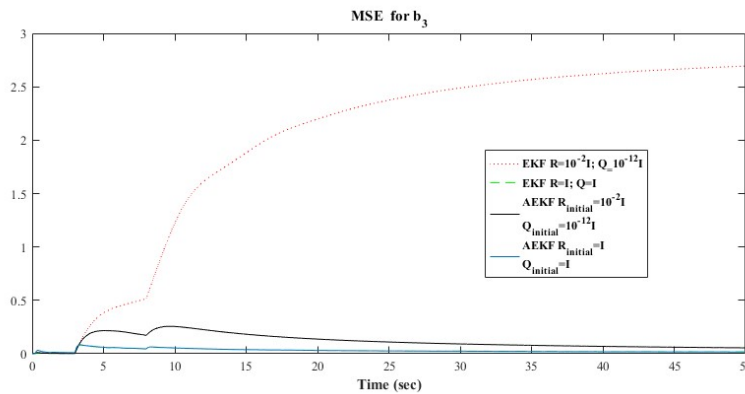


Fig. 3. The stability enhancement of the AEKF

6. Conclusion

A new AEKF for a class of nonlinear systems with uncertain noise covariances is proposed. This AEKF can adjust itself recursively to achieve better performance for biased covariances. It relates the filter gain to the innovation and state errors through the noise covariance updating rules, these relations change the filter gain for better tracking and performance. Furthermore, its tuning parameters are less than the EKF, instead of tuning all of the diagonal elements of the noise covariance matrix, they can be initialized and then tuned using N_Q and N_R only. The results show the dramatic improvements in the AEKF response compared with the conventional EKF under the same conditions.

Conflict of Interest

The author declared no potential conflicts of interest with respect to the research, authorship and publication of this article.

Funding

The author received no financial support for the research, authorship and publication of this article.

References

- [1] Z. Zhou, J. Wu, Y. Li, C. Fu, and H. Fourati, Critical issues on Kalman filter with colored and correlated system noises, *Asian Journal of Control*, 19(6), 2017, 1905-1919.
- [2] C. Fraser and S. Ulrich, An Adaptive Kalman Filter for Spacecraft Formation Navigation using Maximum Likelihood Estimation with Intrinsic Smoothing, in *2018 Annual American Control Conference (ACC)*, 2018, 5843-5848.
- [3] X. Tong, Z. Li, G. Han, N. Liu, Y. Su, J. Ning, *et al.*, Adaptive EKF Based on HMM Recognizer for Attitude Estimation Using MEMS MARG Sensors, *IEEE Sensors Journal*, 18(8), 2018, 3299-3310.
- [4] Y. Xi, X. Zhang, Z. Li, X. Zeng, X. Tang, Y. Cui, *et al.*, Double-ended travelling-wave fault location based on residual analysis using an adaptive EKF, *IET Signal Processing*, 12(8), 2018, 1000-1008.
- [5] M. S. Grewal and A. P. Andrews, *Kalman Filtering: Theory and Practice Using MATLAB*, 2nd ed., John Wiley & Sons. New York, USA, 2001.
- [6] S. Ulrich and J. Z. Sasiadek, Extended Kalman filtering for flexible joint space robot control, in *American Control Conference (ACC)*, 2011, 1021-1026.
- [7] V. A. Bavdekar, A. P. Deshpande, and S. C. Patwardhan, Identification of process and measurement noise covariance for state and parameter estimation using extended Kalman filter, *Journal of Process Control*, 21(4), 2011, 585-601.
- [8] R. Jassemi-Zargani and D. Neculescu, Extended Kalman filter-based sensor fusion for operational space control of a robot arm, *IEEE Transactions on Instrumentation and Measurement*, 51(6), 2002, 1279-1282.
- [9] E. Hedberg, J. Norén, M. Norrlöf, and S. Gunnarsson, Industrial Robot Tool Position Estimation using Inertial Measurements in a Complementary Filter and an EKF, *IFAC-PapersOnLine*, 50(1), 2017, 12748-12752.
- [10] U. Bussi, V. Mazzone, and D. Oliva, Control strategies analysis using EKF applied to a mobile robot, in *Workshop on Information Processing and Control (RPIC)*, 2017, 1-6.
- [11] Y. Xu, Y. S. Shmaliy, C. K. Ahn, G. Tian, and X. Chen, Robust and accurate UWB-based indoor robot localisation using integrated EKF/EFIR filtering, *IET Radar, Sonar & Navigation*, 12(7), 2018, 750-756.
- [12] D. Simon, *Optimal State Estimation: Kalman, H Infinity, and Nonlinear Approaches*, Wiley & Sons. Hoboken, New Jersey, USA, 2006.
- [13] P. S. Maybeck, *Stochastic models, estimation and control*, Academic Press. New York, USA, 1982.
- [14] H. Heffes, The effect of erroneous models on the Kalman filter response, *IEEE Transactions on Automatic Control*, 11(3), 1966, 541-543.
- [15] R. J. Fitzgerald, Divergence of the Kalman filter, *IEEE Transactions on Automatic Control*, 16(6), 1971, 736-747.
- [16] A. Mohamed and K. Schwarz, Adaptive Kalman filtering for INS/GPS, *Journal of Geodesy*, 73(4), 1999, 193-203.
- [17] K. Myers and B. D. Tapley, Adaptive sequential estimation with unknown noise statistics, *IEEE Transactions on Automatic Control*, 21(4), 1976, 520-523.
- [18] W. Ding, J. Wang, C. Rizos, and D. Kinlyside, Improving adaptive Kalman estimation in GPS/INS integration, *Journal of navigation*, 60(3), 2007, 517.
- [19] E. Shi, An improved real-time adaptive Kalman filter for low-cost integrated GPS/INS navigation, in *IEEE 2012 International Conference on Measurement, Information and Control (MIC)* Harbin, 2012, 1093-1098.
- [20] C. Hide, T. Moore, and M. Smith, Adaptive Kalman filtering for low-cost INS/GPS, *Journal of Navigation*, 56(1), 2003, 143-152.
- [21] R. Mehra, On the identification of variances and adaptive Kalman filtering, *IEEE Transactions on Automatic Control*, 15(2), 1970, 175-184.
- [22] P. R. Bélanger, Estimation of noise covariance matrices for a linear time-varying stochastic process, *Automatica*, 10(3), 1974, 267-275.
- [23] M. Oussalah and J. D. Schutter, Adaptive kalman filter for noise identification, in *Proceedings of the international Seminar on Modal Analysis*, Kissimmee, Florida, 2001, 1225-1232.
- [24] B. J. Odelson, M. R. Rajamani, and J. B. Rawlings, A new autocovariance least-squares method for estimating noise covariances, *Automatica*, 42(2), 2006, 303-308.
- [25] H. Raghavan, A. K. Tangirala, R. Bhushan Gopaluni, and S. L. Shah, Identification of chemical processes with irregular output sampling, *Control Engineering Practice*, 14(5), 2006, 467-480.
- [26] B. J. Odelson, A. Lutz, and J. B. Rawlings, The autocovariance least-squares method for estimating covariances: application to model-based control of chemical reactors, *IEEE Transactions on Control Systems Technology*, 14(3), 2006, 532-540.
- [27] X. Wang, Vehicle health monitoring system using multiple-model adaptive estimation, MSc Thesis, Electrical

- Engineering, University of Hawaii at Manoa, Manoa, 2003.
- [28] X. Rong Li and Z. Youmin, Multiple-model estimation with variable structure part V: Likely-model set algorithm, *IEEE Transactions on Aerospace and Electronic Systems*, 36(2), 2000, 448-466.
- [29] M. Karasalo and X. Hu, An optimization approach to adaptive Kalman filtering, *Automatica*, 8(47), 2011, 1785-1793.
- [30] Y. Yang and W. Gao, An Optimal Adaptive Kalman Filter, *Journal of Geodesy*, 80(4), 2006, 177-183.
- [31] I. Hashlamon and K. Erbatur, An improved real-time adaptive Kalman filter with recursive noise covariance updating rules, *Turkish Journal of Electrical Engineering & Computer Sciences*, 24(2), 2016, 524-540.
- [32] C. Biçer, E. K. Babacan, and L. Özbek, Stability of the adaptive fading extended Kalman filter with the matrix forgetting factor, *Turkish Journal of Electrical Engineering & Computer Sciences*, 20(5), 2012, 819-833.
- [33] E. K. Babacan, L. Ozbek, and M. Efe, Stability of the extended Kalman filter when the states are constrained, *IEEE Transactions on Automatic Control*, 53(11), 2008, 2707-2711.
- [34] H. K. Khalil, *Nonlinear Systems*, 3rd ed., Prentice Hall. New Jersey, 2000.
- [35] R.M. Murray, Z. Li, and S. Sastry, *A mathematical introduction to robotic manipulation*, CRC Press, 1994.
- [36] L. Yinan, Research on Joint Orientation Algorithm of Multi Sensor and Distributed Localization based on Quaternion EKF, *Revista de la Facultad de Ingeniería*, 32(12), 2017, 341-347.
- [37] K. Feng, J. Li, X. Zhang, C. Shen, Y. Bi, T. Zheng, et al., A New Quaternion-Based Kalman Filter for Real-Time Attitude Estimation Using the Two-Step Geometrically-Intuitive Correction Algorithm, *Sensors*, 17(9), 2017, 2146.
- [38] I. Hashlamon and K. Erbatur, Experimental verification of an orientation estimation technique for autonomous robotic platforms, Master Thesis, Sabanci University, Istanbul, 2010.
- [39] A. Kim and M. F. Golnaraghi, *A quaternion-based orientation estimation algorithm using an inertial measurement unit*, IEEE. New York, 2004.
- [40] P. Bauer and J. Bokor, Development and hardware-in-the-loop testing of an Extended Kalman Filter for attitude estimation, in *11th International Symposium on Computational Intelligence and Informatics (CINTI) 2010*, 57-62.
- [41] D. Roetenberg, "Inertial and magnetic sensing of human motion," PhD, University of Twente, Enschede, NL, 2006.
- [42] E. J. Lefferts, F. L. Markley, and M. D. Shuster, Kalman Filtering for Spacecraft Attitude Estimation, *Journal of Guidance, Control, and Dynamics*, 5(5), 1982, 417-429.
- [43] D. Simon, Kalman filtering with state constraints: a survey of linear and nonlinear algorithms, *Control Theory & Applications, IET*, 8(4), 2009, 1303-1318.
- [44] A. J. Calise, Enforcing an Algebraic Constraint in Extended Kalman Filter Design, *Journal of Guidance, Control, and Dynamics*, 40(9), 2017, 2229-2236.
- [45] V. Bonnet, R. Dumas, A. Cappozzo, V. Joukov, G. Daune, D. Kulić, et al., A constrained extended Kalman filter for the optimal estimate of kinematics and kinetics of a sagittal symmetric exercise, *Journal of Biomechanics*, 62, 2017, 140-147.
- [46] V. Mahboub and D. Mohammadi, A Constrained Total Extended Kalman Filter for Integrated Navigation, *Journal of Navigation*, 71(4), 2018, 971-988.
- [47] I. Hashlamon, A constrained quaternion extended Kalman filter, in *Sixth Palestinian Conference on Modern Trends in Mathematics and Physics*, Palestine, 2018.



© 2020 by the authors. Licensee SCU, Ahvaz, Iran. This article is an open access article distributed under the terms and conditions of the Creative Commons Attribution-NonCommercial 4.0 International (CC BY-NC 4.0 license) (<http://creativecommons.org/licenses/by-nc/4.0/>).